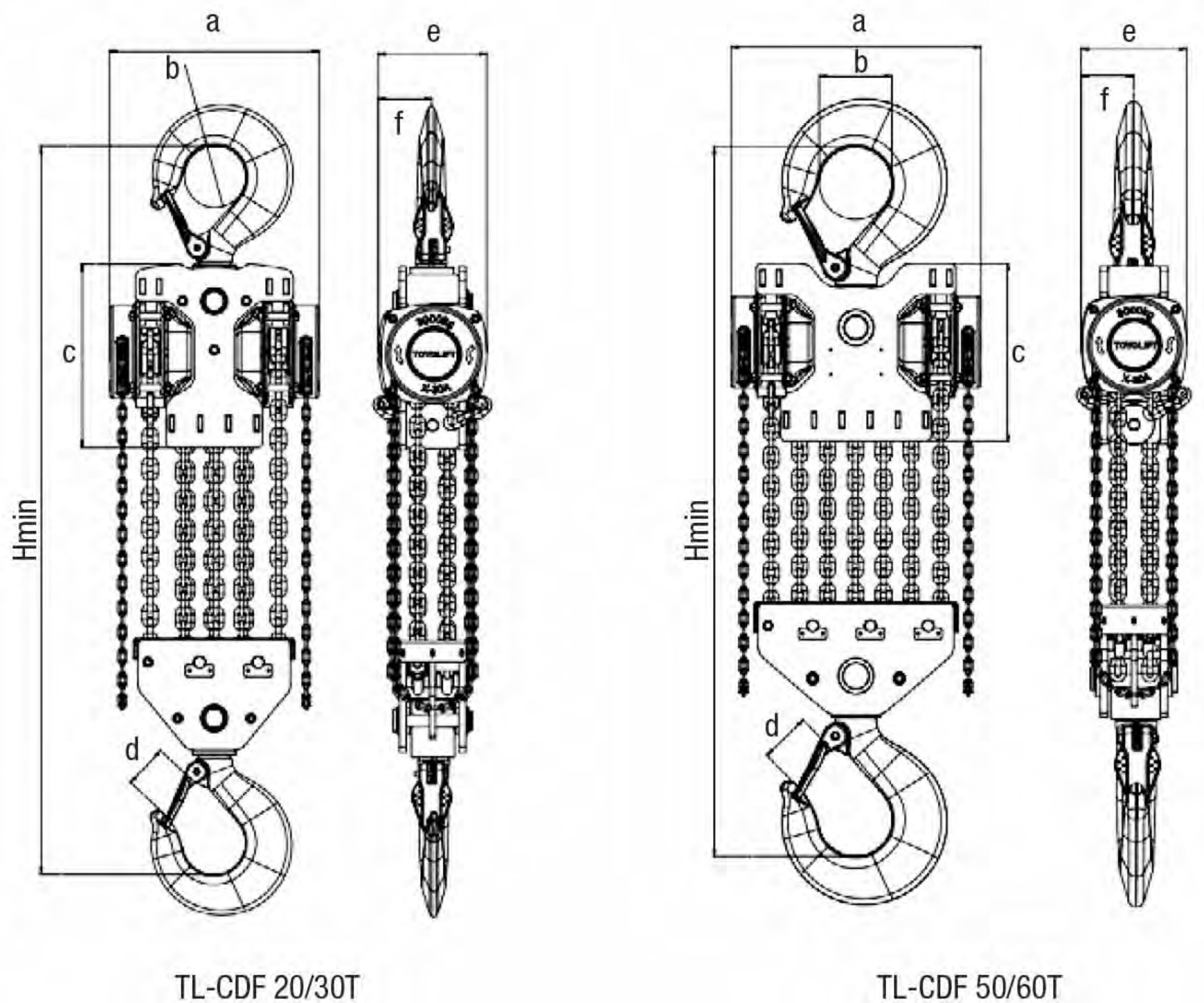

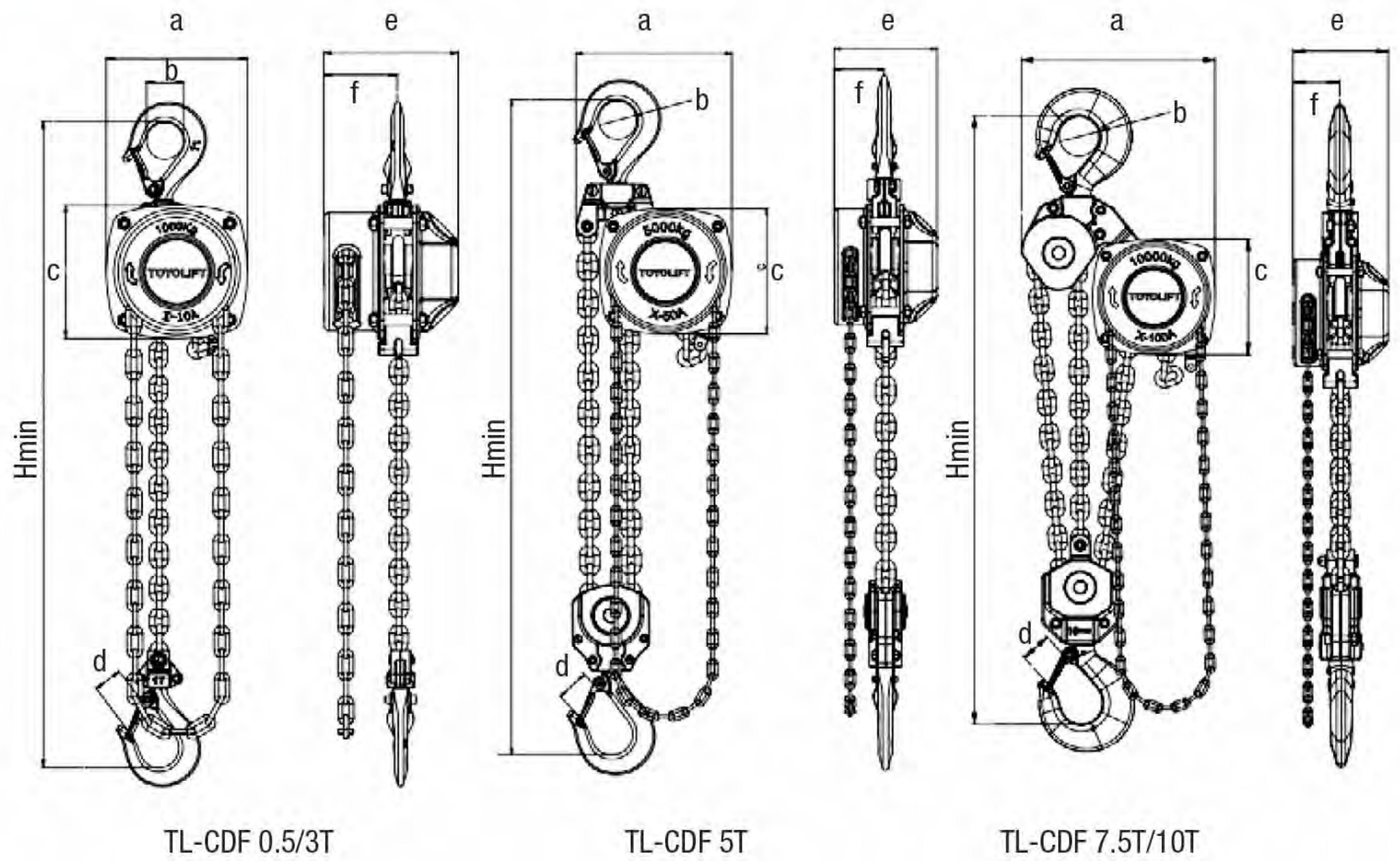


## MANUAL CHAIN HOIST Palan A Chaine Manuel

### Characteristics

- Capacity ranges from 0.5T to 50T
- Automatic double pawl braking system.
- Double break cover protection.
- Light weight robust construction.
- Low effort to lift maximum load.
- Extra thick asbestos free friction discs.
- Fully forged hooks are fitted with safety latches as standard.
- Galvanized hand chain as standard.
- The hoist is fitted with high grade 80 alloy load chain (black and galvanized with T8 mark).
- Complies with EC Council Directive 2006/42/EC BS EN 13157 and in accordance with ASME B30.16 requirements.



CHAIN HOIST (MODEL: TL-CDF)												
Model	TL-CDF	TL-CDF050	TL-CDF10	TL-CDF15	TL-CDF20	TL-CDF30	TL-CDF50	TL-CDF75	TL-CDF100	TL-CDF150	TL-CDF200	TL-CDF300
Safe Working Load	kg	500	1000	1500	2000	3000	5000	7500	10000	15000	20000	30000
Standard Length	m	3	3	3	3	3	3	3	3	3	3	3
Load chain number of falls		1	1	1	1	1	2	3	3	6	8	12
Effort required to lift max load	N	240	305	340	360	370	370	80	80	360	380	400
Load Chain size	mm	5x15	6x18	8x24	8x24	10x30	10x30	10x30	10x30	10x30	10x30	10x30
Running test load	kg	750	1500	2250	3000	4500	7500	15000	15000	22500	30000	45000
Net weight	kg	5.7	11	17	17	26	40	73	73	160	176	258
Packaging Dimensions	cm	27.5x14.5x15.5	28x17x18.5	31x17.5x22	31x17.5x22	39x19x26	44x24x26	58x46.5x24.5	58x46.5x24.5			
Extra Weight/ meter of lifting	kg/m	0.9	0.9	0.9	0.9	0.9	0.9	0.9	0.9	1.8	1.8	1.8
Dimensions (mm)	a	122	152	176	176	216	216	343	343	441	429	533
	b	35	44	46	49	60	68	91	91	120	125	150
	c	118	145	170	170	204	204	204	204	400	376	373
	d	22	30	32	34	41	47	58	58	78	105	105
	e	119	145	157	157	167	167	167	167	222	222	220
	f	65	79	81	81	83	83	83	83	110	113	109
	Hmin		311	361	413	413	431	660	705	705	1094	1100

\*Remarks : Hoists with the lift in other length are also available